

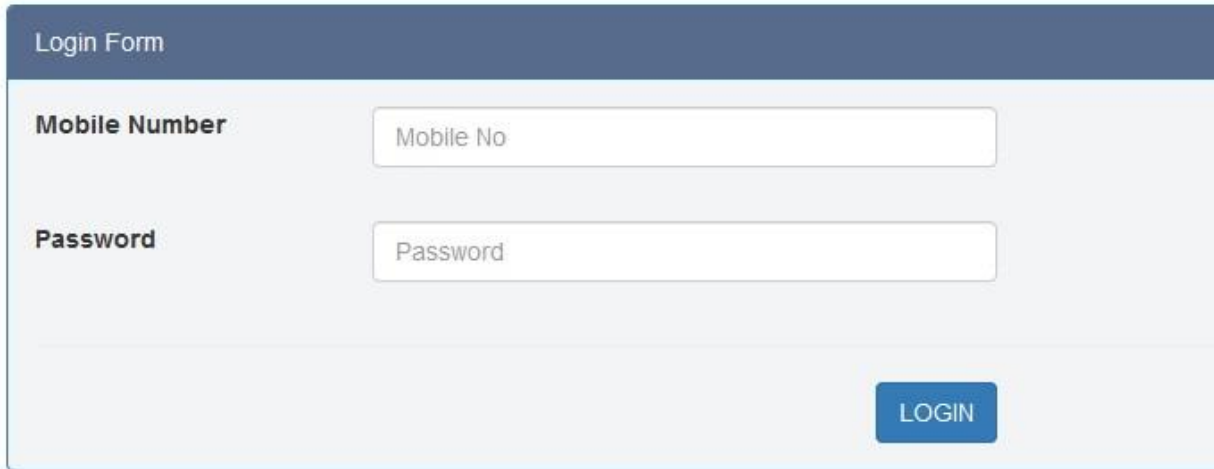
JESSORE UNIVERSITY OF SCIENCE AND TECHNOLOGY

Admission, Session 2018–2019

চয়েস ফরম পূরণ সংক্রান্ত গাইডলাইন

1. Login

Open the link for Login: <http://just.bigmsoft.com/>. Provide Mobile Number and Password into the following screen and click on the “LOGIN” button.



2. Subject Choice Process

You can see your obtained Unit, Merit Position, Picture and other related information into the “Student Details Information” page. See the following screenshot:

Unit List:

Choice Form Fillup Date: 27 Nov 2018 To 29 Nov 2018

[Guideline For Choice Form](#)






Tracking ID	Application ID	Roll No.	Unit	Score	Merit Position	Quota	Selected Subject	Action
just1001	A1825317	123951	A	88.59	1			Click here to Choice Subject & Personal Information

Click here to choice subject & fill-up student's personal information.

You Must Complete Subject Choice and Fill Personal Information to Get Download Button

After click on “Click here to Choice Subject & Personal Information” button you will get the following screen:

যে Subject টি আপনি প্রথমে দিতে চান, সেটি Drag & Drop করে প্রথমে নিয়ে যেতে হবে। এরপর ২য় Subject, এরপর ৩য় Subject, এভাবে সবগুলো Subject Choice Order অনুযায়ী বসাতে হবে।

Drag and drop to choice your subject preference	
Choice Order	Subject List
1	 Industrial and Production Engineering
2	 Computer Science and Engineering
3	 Chemical Engineering
4	 Petroleum and mining Engineering
5	 Electrical and Electronic Engineering

Click here to Drag & Drop Subject.

After that fill-up the Personal Details area information, click into the following “SAVE INFORMATION” button.

Personal Details	
Nationality	Bangladeshi
Home District	BAGERHAT
Date of Birth (mm-dd-YYYY, ex 18-08-1993)	8-08-1993
Gender	Male
Marital Status	Single
Father's Occupation :	Father's Occupation
Mothers's Occupation :	Mothers's Occupation

.....
.....

Click here to save information

Declaration: I do hereby declare that the above mentioned information and photo are true and correct to the best of my knowledge. If any information provided by me is found false , JESSORE UNIVERSITY OF SCIENCE AND TECHNOLOGY reserves the right to cancel my admission.

[SAVE INFORMATION](#)

After click on “SAVE INFORMATION” button, you will see the following screen. You can see your seleted subject choice order list into the “Selected Subject” column. If you want to change Subject order then again click into the “Click here to Choice Subject & Personal Information” button. And then change information according to your needs and click into the “SAVE INFORMATION” button.

Choice Form Fillup Date: 27 Nov 2018 To 29 Nov 2018
Guideline For Choice Form

Tracking ID	Application ID	Roll No.	Unit	Score	Merit Position	Quota	Selected Subject	Action
just1001	A1825317	123951	A	88.59	1		1. Industrial and Production Engineering 2. Computer Science and Engineering 3. Chemical Engineering 4. Petroleum and mining Engineering 5. Electrical and Electronic Engineering 6. Biomedical Engineering 7. Textile Engineering	Click here to Choice Subject & Personal Information Download

Click here to download form for your further reference

After that click into the “Download” link to download the form and then print a copy of this form and keep a record of the form for further reference.

3. Logout

After complete Subject Choice process click into the “Logout” link.

